



Multi-frequency 280-868mhz
Rolling Code & fixed code
Face to face copy
Up to 4 different remotes in 1



FIXED CODE- COPY DIRECTLY

1. Press and hold the 1st button in the Multi-frequency remote, then press 3 times the 2nd button. The led will blink slowly, release the buttons.

2. In a distance about 3cm keep pressed the button of the original remote you want to copy until the Multi-frequency led blinks fast indicating that the recording has been successful, release the button.

3. While the led of Multi-frequency led blinks, press and release the button where you want to copy. The led blinks and goes out indicating that the recording is completed, ready for use.

Notes:

* To save the other buttons to repeat the same procedure in the steps above described.

* In the second step, and if the LED blinks only 3 times and switches off means that the code has not been copied. Try again from step 1.

* We can save where necessary a code on top of the other brands and different frequencies in each button.

* We would like to remind you that the use of frequencies lower than 433MHz are prohibited in the EU.


Best position for duplication



ROLLING REMOTE PROGRAMMING

ADYX 
BRAVO, TE4433H, TE4433H BLUE

ALLMATIC 
B.RO OVER, B.RO 2WN, TECH3,
MINI-
PASS, BRO.STAR

APRIMATIC 
TR2/TR4, TM4

BFT 
MITTO, MITTO RCB, TRC,
MURALE

BENINCA 
TO.GO2 VW/TO.GO4 VW, TO.GO2
QV, TO.GO4 QV, IO, T2 VW/TO.GO4
VW, APPLE, LOT2WCV

CARDIN 
S449
TRQ449100/TRQ449200/
TRQ449300/TRQ449400,
TXQ449200/TXQ449300/
TXQ449400,
S486:TRQ486200/ TRQ486400,
TXQ486200/ TXQ486400

CELINSA 
MOVE CODE 2 /4 , LIGUR

DITEC 
GOL4, BIXLP2, BIXLP2 RED, BIXLG4

ERREKA 
LIRA, SOL, ROLLER, IRIS

FAAC 
XT4 433 RC, TE4433H

FADINI 
JUBI SMALL, JUBI-2, JUBI-4

GENIUS 
JA332 AMIGO 2 868,JA334 AMIGO 4,
AMIGOLD 2/AMIGOLD 4,
KILO 2/KILO 4 433 JLC,
KILO2/KILO4 868 JLC,
BRAVO TE4433H, ECHO

GIBIDI 
AU1680 WOOD, GIBIDI
AU1610 GIBIDI AU1680,
AU1810, AU1600, Au01590
AUO3000 DOMINO, DTC 4334

JCM 
EMFA MAP NEO, NORTON
NEO
ROPER NEO

KING GATES 
CLIPPER 2

LABEL 
SPYCO

MHOUSE 
TX4, TX3, GTX4

MOOVO 
Mt4

NICE 
SMILO2/SMILO4, FLO1R-S,
FLO2R-S,FLO4R-S, VERY VR,
FLO1RE/ FLO2RE/FLO4RE

NOVOTECNICA 
BIXL2

PRASTEL 
MPSTF2RE, MPSTF4RE, MPSTL-
1E, MPSTL-2E, MPSTL-4E,
MPSTP2E, MPSTP2E BLUE,
MT4E, MT2E, BFOR, TRQ4P,
TC2E, TRQ2P


PUJOL 
VARIO, MARTE

SIMINOR 
ER4C4CS

SOMFY 
TELIS 1 RTS/ TELIS 4 RTS
KEYGO 4 RTS, KEYTIS

STAGNOLI 
Av223

TAU 
250 SLIM RP, 250 T4 RP

VDS 
TRQ, ECO-R

V2 
PHOENIX 433-868, TXC, TSC,
TRC,
HANDY

The system  allows-using the programming at the distance to the receiver.



1 - Press and hold the 1st button in the Multi-frequency remote, then press 3 times the 2nd button. The led will blink slowly, release the buttons.

2 - In a distance about 3cm keep pressed the button of the original remote you want to copy until the Multi-frequency led blinks fast indicating that the recording has been successful, release the button.

3-While the led of Multi-frequency led blinks, press and release the button where you want to copy. The led blinks and goes out indicating that the recording is completed.

4 - In the above mentioned brands, we will have to finish programming with the receiver. Next to the receiver and if possible before using the original, press the button that was selected for the automation in question until the led of Multi-frequency remote start to pick up. Then release the button and the Multi-frequency LED will blink, when command is cleared it is programming without any intervention in the receiver. Some brands may be necessary to press up to 5 times in the original or a copy to become fully operational.

Best position for duplication



Notes:

- * To copy the other buttons to repeat the same procedure in the steps above described.
- * In the second step, and if the LED blinks only 3 times and goes out, it means that the code has not been copied. Try again from step 1.
- * We can save where necessary a code on top of the other, brands and different frequencies in each button. The new code will replace the old one.
- * Warning: for this work, close the automatism and make sure that the remote programming system is active. Otherwise, we make the programming directly in the receiver.

ROLLING REMOTE PROGRAMMING

BFT

MITTO 2M/MITTO4M, MITTO 2A/
MITTO 4A, MITTO RCB02/MITTO
RCB04, GHIBLI, KLEIO,
TRC2/ TRC4, RB4 MURALE



We use the BFT mode that allows us to make a clone copy directly:



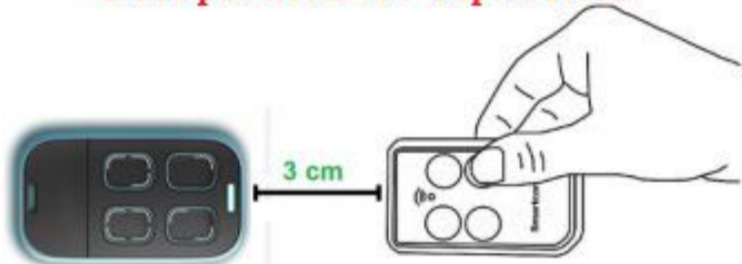
Clone mode:

- 1 - Keep the 1st button in the Multi-frequency remote pressed, and press 3 times the 2nd button in the Multi-frequency remote. The Multi-frequency led blinks slowly to start the learning process.
- 2 - Get the remotes together in a distance about 3cm. In the original remote keep pressed the button you want to copy until the Multi-frequency led fixed. Wait for the Multi-frequency led starts blinking again.
- 3 - Transmit the hidden code by pressing the two button in the original remote at the same time. The Multi-frequency led blinks fast. In the Multi-frequency remote press one time the button you want to save the code. Wait for the Multi-frequency led goes out, the remote is ready for programming in the receiver.
- 4 - To program the Multi-frequency remote at distance in the receiver, the receiver must have its system activated. If the receiver do not have its system activated, the remote must be programmed directly in the receiver like the original remote.
- 5- In the receiver range keep the Multi-frequency button you want to save the code pressed until the Multi-frequency led blinks. The Multi-frequency will start the self learning system. Wait for the Multi-frequency led goes out, test the remote.

Notes:

- * To copy the other buttons to repeat the same procedure in the steps above described.
- * In the second step, and if the led blinks only 3 times and switches off means that the code has not been copied, try again from step 1.
- * We can save where necessary a code on top of the other, brands and different frequencies in each button.
- * Warning: normally, Multi-frequency remote control duplicator will be working, otherwise we will have to carry out the programming directly in the receiver.
- * To issue the code hidden press buttons 1 and 2 at the same time to advance the LED
- * Advance the blink.
- * Then press the button advance where entered the code BFT, led of multi frequency remote control duplicator will be, wait until to delete.
- * Then press again the button advance to complete the programming.

Best position for duplication



ROLLING REMOTE PROGRAMMING

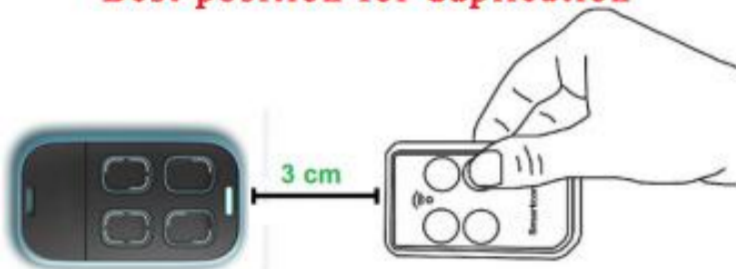


- 1 - Get the remotes together in a distance about 3cm. Keep the 1st button in the Multi-frequency remote pressed, then press 3 times the 2nd button in the Multi-frequency remote. The Multi-frequency led blinks slowly to start the learning process .
- 2 - In the original remote keep pressed the button you want to copy until the led fixed. The Multi-frequency remote led blinks showing the end of learning procedure.
- 3 -In the Multi-frequency remote press one time the button where you want to save the code. Wait for the led goes out, the remote is ready for programming in the receiver.
- 4 - To program the Multi-frequency remote at distance in the receiver, the receiver must have its system activated. If the receiver don't have its system activated, the remote must be programmed directly to the receiver like the original one.
- 5- In the receiver range keep the Multi-frequency remote button where you want to save the code pressed until the led blinks. The Multi-frequency remote will start the self learning system. Wait for the Multi-frequency led goes out, test the remote.

In these brands we can find installer code receivers. In the case of programming does not work, we need to proceed as follows:

- 1 - In the receiver range keep the Multi-frequency remote button where you save code pressed. The Multi-frequency will blink fast, keep pressing until the led blinks slowly
- 2 - In this phase Multi-frequency remote will start the system of self learning, you must pay attention to the receiver, once the receiver activates, must press one time the button you start the self learning system. The Multi-frequency remote will continue with the self learning, when the receiver activates again, press button one and button two in the Multi-frequency remote for two seconds to finish programming.
- 3- When the Multi-frequency remote led goes out, it indicates that the recording is completed and ready for use.

Best position for duplication



COPY ROLLING DIRECTLY



1 - Keep pressed the 1st button in Multi-frequency remote, then press 3 times the 2nd button. The led blinks slowly for the beginning of programming .

2 - Get the remotes together from a distance of 3cm. Press the button of the original remote you want to copy until the Multi-frequency led fixed . Wait until the Multi-frequency led blinks again.

3 -Press the buttons P1 and P2 at the same time to begin the transmission of the hidden code. Press the previous button again until the Multi-frequency led blinks fast.

4 - In the Multi-frequency remote press one time the button you wish to copy the code.

5- Test the remote by pressing several times the button until it synchronizes with the receivers

Notes:

To save the other buttons to repeat the same procedure in the steps above described. In the second step, and if the LED blinks only 3 times and shut down, it means that the code has not been copied. Try again from step No. 1.

We can save where necessary a code on top of the other, brands and different frequencies in each button.

We would like to remind you that the use of frequencies lower than 433MHz are prohibited in the EU.

Best position for duplication



ROLLING PROGRAMMING IN RECEIVER

APERTO

TX02-434-2, TX02-868-2
BLUE, 4025 TX02-868-2,
4022 TX02-434-2, 4020 TX-
03-868-4, 4013

AVIDSEN

104251, 104250, 1042257

CLEMSA

MUTAN CODE, MASTER CODE

CHAMBERLAIN LIFTMASTER MOTORLIFT

94335E, 4333E, 4335E, 94334E,
4333EML, 4335EML,
84334EML, 4335EML

DEA

TR2 MIO/TR4 MIO, GENIE R, TS2
MIO 868/TS4 MIO 868

DOORHANVV

TRANSMITTER 4

DICKERT / NOVOFERM

NOVOTRON MAX 43-4

JCM

STANDART TWIN
STANDART NEO
CYACSA NEO
DMIL NEO
NORTON NEO

ECOSTAR

RSE, RSC, RSZ

KEY

X42R, 44TXB, SUB 44R

LABEL

SPYCO

LIFE

FIDO, VIP

MERLIN

M842 (GREEN REMOTE),
M832 (GREEN REMOTE),
M844 (GREEN REMOTE), C945,
C940, C943

MERLIN/PROLIFT

M230T (PROLIFT), M430R (PROLIFT)

MERLIN 2.0

E945M, E943M, E940M, E940M

NOVOFER

NOVOTRON 502-504-512MIX43-2,
MTR40-2, MCHS43-2, MHS43 (2-4),
MNHS433 (2-4)

O&O

TWIN, TX2/TX4
TT.COM R4-2
TT.COM R8-2

NICE

ONE:ON1/ON2/ON4/ON9,
ONE ERA:ON1E/ON2E/ON4E/ON9E,
INTI1, INTI2

PROEM

ER2C4ACS/ER4C4ACS

PORTMATIC

MPH02B

PROEM

ERXC4ACS, ER2C4ACS
ER4C4ACS

RIB

LITHIO

SIMINOR

ERXC4ACS, ER2C4ACS
ER4C4ACS

SEAV

BE-HAPPY-RS1, BE-HAPPY-
RS2, BE-HAPPY RS3, BE-
SMART RSX, BE-HAPPY
RH1, BE-HAPPY RH2,
BE-HAPPY RH3

SOMFY

KEYTIS 2 NS/KEYTIS 4
NS, KEYGO 4 RTS, SOMFY 433-
NLT4 BEIGE, SOMFY 433-NLT2
RTR, SOMFY TX2 433MHZ

SOMMER

4014 TX03-434-2, 4013 TX02-434-4,
4022 TX03-434-2, 4026 TX03-868-2,
4020 TX03-868-4, 4025-TX02-
868.4011, 4010

SKY-MASTER

Fr42, FR46,

TELCOMA

FM 402, FM 402 E, 404 E

1 - Press and hold the 1st button in the Multi-frequency remote, then press 3 times the 2nd button. The led will blink slowly, release the buttons.

2 - In a distance about 3cm keep pressed the button of the original remote you want to copy until the Multi-frequency led blinks fast indicating that the recording has been successful, release the button.

3-While the led of Multi-frequency led blinks, press and release the button where you want to copy. The led blinks and goes out indicating that the recording is completed.

4 - These brands above described have to program in the receiver exactly equal to the original.

Notes:

- * To save the other buttons to repeat the same procedure in the steps above described.
- * In the second step, and if the LED blink only 3 times and turn off means that the code has not been copied, try again from step 1.
- * We can save where necessary a code on top of the other, 1 brands and different frequencies in each button.
- * We would like to remind you that the use of frequencies lower than 433MHz are prohibited in the EU.

Best position for duplication



BRANDS AND DIFFERENT MODES OF PROGRAMMING

In Multi-frequency remote, we can duplicate all fixed codes, binary and ternary codes in frequencies between 280 - 868mhz. In the fixed codes, binary and ternary code is performed to copy directly without the need for any intervention in the receiver. Also for the adjustment of frequency is not required any type of intervention, When Multi-frequency remote duplicates the code, it will automatically adjusts the frequency.

Rolling Code Brands Supported By Multi-frequency Remote And Different Forms Of Programming:

BRANDS	MODELS	Rolling Code/Secure Learning	FREQUENCY	TYPE OF PROGRAM
ADYX	TE4433H BLUE	Rolling Code	433,92	" DOR "programmed distance
AERF	TUTTI	Rolling Code	433,92	" DOR "programmed distance
ALLMATIC	BRO1WN	Rolling Code	433,92	" DOR "programmed distance
ALLMATIC	BRO2WN/BRO2WN/BRO4WN	Rolling Code	433,92	" DOR "programmed distance
ALLMATIC	BR.OSTAR	Rolling Code	433,92	" DOR "programmed distance
ALLMATIC	BROVER	Rolling Code	433,92	" DOR "programmed distance
ALLMATIC	MINIPASS	Rolling Code	433,92	" DOR "programmed distance
ALLMATIC	TECH3	Rolling Code	433,92	" DOR "programmed distance
ALLMATIC	BR.OVER 3	Rolling Code	433,92	" DOR "programmed distance
APRIMATIC	TM4	Rolling Code	433,92	" DOR "programmed distance
APRIMATIC	TR2/TR4	Rolling Code	433,92	" DOR "programmed distance
AVIDSEN	104251	Rolling Code	433,92	Programmed Receiver Directly
AVIDSEN	104250	Rolling Code	433,92	Programmed Receiver Directly
AVIDSEN	104250 OLD2	Rolling Code	433,92	Programmed Receiver Directly
AVIDSEN	104250 RED	Rolling Code	433,92	Programmed Receiver Directly
AVIDSEN	104257	Rolling Code	433,92	Programmed Receiver Directly
BALLAN	FM402/FM404 (FM)	Rolling Code	433,92	" DOR "programmed distance
BALLAN	FM402E/FM404E (FM)	Rolling Code	433,92	" DOR "programmed distance
BENINCA'	CUPIDO 2/CUPIDO4	Rolling Code	433,92	" DOR "programmed distance
BENINCA'	APPLE MURALE	Rolling Code	433,92	" DOR "programmed distance
BENINCA'	IO	Rolling Code	433,92	" DOR "programmed distance
BENINCA'	LOT	Rolling Code	433,92	" DOR "programmed distance
BENINCA'	ROLLKEY	Rolling Code	433,92	" DOR "programmed distance
BENINCA'	T2 VW/T4 VW	Rolling Code	433,92	" DOR "programmed distance
BENINCA'	TO GO2 VW/TO.GO4 VW	Rolling Code	433,92	" DOR "programmed distance
BENINCA'	TO GO2VW 868/TO.GO4VW 868	Rolling Code	868,3	" DOR "programmed distance
BFT	GHIBLI	Rolling Secure Learning	433,92	" DOR "programmed distance
BFT	KLEIO	Rolling Secure Learning	433,92	" DOR "programmed distance
BFT	KLEIO 4 RP	Rolling Secure Learning	433,92	" DOR "programmed distance
BFT	MURALE	Rolling Secure Learning	433,92	" DOR "programmed distance
BFT	MITTO 2/MITTO 4	Rolling Secure Learning	433,92	" DOR "programmed distance
BFT	MITTO RCB02/MITTO RCB04	Rolling Secure Learning	433,92	" DOR "programmed distance
BFT	MITTO 2A/MITTO 4A	Rolling Secure Learning	433,92	" DOR "programmed distance
BFT	MITTO 2 M/MITTO 4M	Rolling Secure Learning	433,92	" DOR "programmed distance
BFT	TRC2/TRC4	Rolling Secure Learning	433,92	" DOR "programmed distance

CARDIN	S449100 TRQ449100 (FM)	Rolling Code	433,92	" DOR "programmed distance
CARDIN	S449200 TRQ449200 (FM)	Rolling Code	433,92	" DOR "programmed distance
CARDIN	S449200 TRQ449200 P0 GREEN (FM)	Rolling Code	433,92	" DOR "programmed distance
CARDIN	S449300 TRQ449300 (FM)	Rolling Code	433,92	" DOR "programmed distance
CARDIN	S449300 TRQ449300 PO GREEN (FM)	Rolling Code	433,92	" DOR "programmed distance
CARDIN	S449400 TRQ449400 (FM)	Rolling Code	433,92	" DOR "programmed distance
CARDIN	S449400 TRQ449400 GREEN (FM)	Rolling Code	433,92	" DOR "programmed distance
CARDIN	S486200 TRQ486200 868 (FM)	Rolling Code	868	" DOR "programmed distance
CARDIN	S486400 TRQ486400 868 (FM)	Rolling Code	868	" DOR "programmed distance
CARDIN	S449200 TXQ449200 (FM)	Rolling Code	433,92	" DOR "programmed distance
CARDIN	S449400 TXQ449200 GREEN (FM)	Rolling Code	433,92	" DOR "programmed distance
CARDIN	S449200 TXQ449400	Rolling Code	434,92	" DOR "programmed distance
CARDIN	S449400 TXQ449400 GREEN (FM)	Rolling Code	435,92	" DOR "programmed distance
CARDIN	S486200 TXQ486200 868 (FM)	Rolling Code	868	" DOR "programmed distance
CARDIN	S486400 TXQ486400 868 (FM)	Rolling Code	868	" DOR "programmed distance
CARDIN	XRADO	Rolling Code	433,92	" DOR "programmed distance
CELINSA	MOVECODE 2/MOVECODE-4	Rolling Code	433,92	" DOR "programmed distance
CELINSA	LIGUR	Rolling Code	433,92	" DOR "programmed distance
CHAMBERLAIN/LIFTMASTER	TUTTI	Rolling code	433,92	Programmed Receiver Directly
CLEMSA	T-2	Rolling Code	433,92	" DOR "programmed distance
CLEMSA	MUTANCODE T82	Rolling Code	868,3	" DOR "programmed distance
DASPI	ZERO 2 RC/ZERO 4 RC	Rolling Code	433,92	Programmed Receiver Directly
DEA	GENIE GREY	Rolling Code	433,92	Programmed Receiver Directly
DEA	MIO TR2/MIO TR4	Rolling Code	433,92	Programmed Receiver Directly
DEA	MIO TR2/TR4 868	Rolling Code	868,3	Programmed Receiver Directly
DOORHAN	TRANSMITTER 4	Rolling Code	433,92	Programmed Receiver Directly
DICKERT/ NOVOFERM	NOVOTRON MAX 43-4	Rolling Code	433,92	Programmed Receiver Directly
DITEC	BIXLG4	Rolling Code	433,92	" DOR "programmed distance
DITEC	BIX-LP2	Rolling Code	433,92	" DOR "programmed distance
DITEC	BIX-LP2 RED	Rolling Code	433,92	" DOR "programmed distance
DITEC	GOL4	Rolling Code	433,92	" DOR "programmed distance
ECOSTAR	RSE	Rolling Code	433,92	Programmed Receiver Directly
ECOSTAR	RSC	Rolling Code	433,92	Programmed Receiver Directly
ECOSTAR	RSZ	Rolling Code	433,92	Programmed Receiver Directly
ERREKA	Lira	Rolling Secure Learning	433,92	" DOR "programmed distance
ERREKA	Sol	Rolling Secure Learning	433,92/867	" DOR "programmed distance
ERREKA	Iris	Rolling Secure Learning	433,92/868	" DOR "programmed distance

BRANDS	MODELS	Rolling Code/Secure Learning	FREQUENCY	TYPE OF PROGRAM
FAAC	DL2 868 SLH/DL4 SLH	Rolling Secure Learning	868	Copy directly
FAAC	T2 433 SLH/T4 433 SLH	Rolling Secure Learning	433,92	Copy directly
FAAC	T2 868 SLH/T4 868 SLH	Rolling Secure Learning	868	Copy directly
FAAC	TE 433H	Rolling Code	433,92	" DOR "programmed distance
FAAC	TML2 433 SLH/TML4 433 SLH	Rolling Secure Learning	433,92	Copy directly
FAAC	TML2 868 SLH/TML4 868 SLH	Rolling Secure Learning	868	Copy directly
FAAC	XT2 433 SLH/XT4 433 SLH	Rolling Secure Learning	433,92	Copy directly
FAAC	XT2 433 SLH LR/XT4 433 SLH LR	Rolling Secure Learning	433,92	Copy directly
FAAC	XT2 868 SLH LR/XT4 868 SLH LR	Rolling Secure Learning	868	Copy directly
FAAC	XT4 433 RC	Rolling Code	433,92	" DOR "programmed distance
FADINI	JUBI	Rolling Code	433,92	" DOR "programmed distance
FADINI	JUBI SMALL	Rolling Code	433,92	" DOR "programmed distance
GENIUS	AMIGO 868	Rolling Secure Learning	868	Copy directly
GENIUS	AMIGOLD 2 868	Rolling Code	868	Copy directly
GENIUS	AMIGOLD 4 868	Rolling Code	868	Copy directly
GENIUS	AMIGOLD 868	Rolling Secure Learning	868	Copy directly
GENIUS	JA332 AMIGO 2 868	Rolling Code	868	Copy directly
GENIUS	JA334 AMIGO 4 868	Rolling Code	868	Copy directly
GENIUS	TE4433H BRAVO 433	Rolling Code	433,92	" DOR "programmed distance
GENIUS	ECHO	Rolling Code	433,92	" DOR "programmed distance
GENIUS	KILO 2 433 JLC/KILO 4 433 JLC	Rolling Secure Learning	433,92	Copy directly
GENIUS	KILO 2 868 JLC/KILO 4 868 JLC	Rolling Secure Learning	868	Copy directly
GIBIDI	AU1590	Rolling Code	433,92	" DOR "programmed distance
GIBIDI	AU1660	Rolling Code	433,92	" DOR "programmed distance
GIBIDI	AU3000	Rolling Code	433,92	" DOR "programmed distance
GIBIDI	DTC4334	Rolling Code	433,92	" DOR "programmed distance
JCM	Standard Twin	Rolling Code	433,92	Programmed Receiver Directly
JCM	Standard Neo	Rolling Code	433,92	Programmed Receiver Directly
JCM	CyaCsa NEO	Rolling Code	433,92	Programmed Receiver Directly
JCM	CyaCsa Twin	Rolling Code	433,92	Programmed Receiver Directly
JCM	Dmil Neo	Rolling Code	433,92	Programmed Receiver Directly
JCM	EMFA MAP Neo	Rolling Code	433,92	" DOR "programmed distance
JCM	EMFA Neo	Rolling Code	433,92	" DOR "programmed distance
JCM	NORTON Neo	Rolling Code	433,92	Programmed Receiver Directly
JCM	ROPER Neo	Rolling Code	433,92	" DOR "programmed distance
JCM	Standard Go	Rolling Code	868.3	Copy directly
JCM	Dmil Go,	Rolling Code	868.3	Copy directly

JCM	Forsa Go,	Rolling Code	868.3	Copy directly
JCM	Emfa Go,	Rolling Code	868.3	Copy directly
JCM	Hydom Go,	Rolling Code	868.3	Copy directly
JCM	Gibidi Go,	Rolling Code	868.3	Copy directly
JCM	Roper Go,	Rolling Code	868.3	Copy directly
JCM	Tec Go,	Rolling Code	868.3	Copy directly
JCM	Norton Go,	Rolling Code	868.3	Copy directly
KEY	42R	Rolling Code	433,92	Programmed Receiver Directly
KEY	44 TXB R	Rolling Code	433,92	Programmed Receiver Directly
KEY	SUB 44R	Rolling Code	433,92	Programmed Receiver Directly
KING GATES	CLIPPER 2	Rolling Code	433,92	" DOR "programmed distance
LABEL	SPYCO	Rolling Code	433,92	" DOR "programmed distance
MHOUSE	GTX4	Rolling Code	433,92	" DOR "programmed distance
MHOUSE	TX3	Rolling Code	433,92	" DOR "programmed distance
MHOUSE	TX4	Rolling Code	433,92	" DOR "programmed distance
MOOVO	MT4	Rolling Code	433,92	" DOR "programmed distance
NICE	FLOR-2S/FLOR-4S	Rolling Code	433,92	" DOR "programmed distance
NICE	SMILO 2/SMILO 4	Rolling Code	433,92	" DOR "programmed distance
NICE	VERY VR	Rolling Code	433,92	" DOR "programmed distance
NICE	ON2/ON4	Rolling Code	433,92	Programmed Receiver Directly
NICE	ON2E/ON4E	Rolling Code	433,92	Programmed Receiver Directly
NICE	INTI	Rolling Code	433,92	Programmed Receiver Directly
NOVOFERM	NOVOFERM	Rolling Code	433,92	Programmed Receiver Directly
O&O	Twin	Rolling Code	433,92	Programmed Receiver Directly
O&O	TX2/TX4 (NEO)	Rolling Code	433,92	Programmed Receiver Directly
O&O	T.COM R4-2/T.COM R4-4	Rolling Code	433,92	Programmed Receiver Directly
O&O	T.COM R8-2/T.COM R8-4	Rolling Code	868,3	Programmed Receiver Directly
PORTAMATIC	MPH02B	FIX	433	Programmed Receiver Directly
PRASTEL	BFOR	Rolling Code	433,92	" DOR "programmed distance
PRASTEL	MPSTP2E	Rolling Code	433,92	" DOR "programmed distance
PRASTEL	MT4E	Rolling Code	433,92	" DOR "programmed distance
PRASTEL	SLIM2/SLIM4	Rolling Code	433,92	" DOR "programmed distance
PRASTEL	TC2E/TC4E	Rolling Code	433,92	" DOR "programmed distance
PRASTEL	TRQ4P	Rolling Code	433,92	" DOR "programmed distance
PROEM	ERXC4ACS	Rolling Code	433,92	Programmed Receiver Directly
PROEM	ER2C4ACS	Rolling Code	433,92	Programmed Receiver Directly

PUJOL	P.215	Rolling Code	433,92	" DOR "programmed distance
PUJOL	VARIO 3 BLACK	Rolling Code	433,92	" DOR "programmed distance
PUJOL	VARIO 3 OCEAN	Rolling Code	433,92	" DOR "programmed distance
PUJOL	VARIO MARTE 868	Rolling Code	433,92	" DOR "programmed distance
PUJOL	VARIO LUNA	Rolling Code	433,92	" DOR "programmed distance
RIB	LITHIO	Rolling Code	433,92	Programmed Receiver Directly
SEAV	BE GOOD S2	Rolling Code	433,92	Programmed Receiver Directly
SEAV	BE GOOD S3	Rolling Code	433,92	Programmed Receiver Directly
SEAV	RS2 BE HAPPY	Rolling Code	433,92	Programmed Receiver Directly
SEAV	RS3 BE HAPPY	Rolling Code	433,92	Programmed Receiver Directly
SIMINOR	ERXC4ACS	Rolling Code	433,92	Programmed Receiver Directly
SIMINOR	ER2C4ACS	Rolling Code	433,92	Programmed Receiver Directly
SIMINOR	ER4C4CS	Rolling Code	433,92	" DOR "programmed distance
SOMFY	TELIS 1 RTS/TELIS 4 RTS	Rolling Code	433,42	" DOR "programmed distance
SOMFY	KEYGO 4 RTS	Rolling Code	433,42	" DOR "programmed distance
SOMFY	KEYTIS 2 NS/KEYTIS 4 NS	Rolling Code	433,42	" DOR "programmed distance
SOMMER	4013 TX03 2	Rolling Code	434,4	Programmed Receiver Directly
SOMMER	4014 434 TX03 4 (FM)	Rolling Code	434,4	Programmed Receiver Directly
SOMMER	4020 868 TX03 4 (FM)	Rolling Code	868	Programmed Receiver Directly
SOMMER	4022 434 TX02 2	Rolling Code	434,4	Programmed Receiver Directly
SOMMER	4025 868 TX02 2	Rolling Code	868	Programmed Receiver Directly
SOMMER	4026 868 TX03 2 (FM)	Rolling Code	868	Programmed Receiver Directly
STAGNOLY	AV223	Rolling Code	433,92	" DOR "programmed distance
TAU	T4RP	Rolling Code	433,92	" DOR "programmed distance
TAU	250T-SLIMRP	Rolling Code	433,92	" DOR "programmed distance
TELCOMA	FM402 (FM)	Rolling Code	433,92	Programmed Receiver Directly
TELCOMA	FM402E(FM)	Rolling Code	433,92	Programmed Receiver Directly
TELCOMA	FM404 (FM)	Rolling Code	433,92	Programmed Receiver Directly
TELCOMA	FM404E(FM)	Rolling Code	433,92	Programmed Receiver Directly
V2	PHOENIX 433	Rolling Code	433,92	" DOR "programmed distance
V2	PHOENIX 868	Rolling Code	868	" DOR "programmed distance
V2	TXC	Rolling Code	433,92	" DOR "programmed distance
V2	TSC	Rolling Code	433,92	" DOR "programmed distance
V2	TRC	Rolling Code	433,92	" DOR "programmed distance
V2	HANDY	Rolling Code	433,92	" DOR "programmed distance
VDS	ECO-R	Rolling Code	433,92	" DOR "programmed distance
VDS	TRQ2P	Rolling Code	433,92	" DOR "programmed distance